
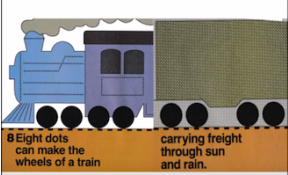














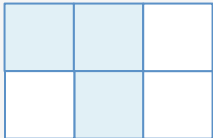
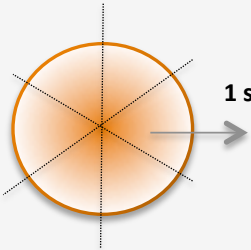

Examples of Books for Grades PreK-3

Book Information	Overview	Suggested activities to do with your child (By Susana Davidenko)	Book Cover and Link Youtube read aloud when possible
<p>Ten Black Dots, written and illustrated by Donald Crews</p> <p>Publisher: Greenwillow Books, revised edition 1995</p> <p>Los Diez Puntos Negros (Spanish Version)</p> <p>Math Ideas For Levels PreK-2</p> <ul style="list-style-type: none"> Counting numbers 1 to 10 Sequencing Partitioning numbers within 10 	<p>With simple rhymes the author has the reader to count from 1 up to ten while showing how 1, 2... and 10 dots can “make” parts of everyday objects.</p> <p>For example, one dot can make a sun or a moon; two dots can make the eyes of a fox.</p> <p>On some pages the numbers (dots) are shown as the combination of two groups of dots such as 3 and 3 make 6, illustrating that 2 groups of 3, or $2 \times 3 = 6$.</p> <div style="text-align: center;">  <p>2 Two dots can make the eyes of a fox</p> </div> <div style="text-align: center;">  <p>8 Eight dots can make the wheels of a train carrying freight through sun and rain.</p> </div>	<ul style="list-style-type: none"> Read this book with your child to facilitate counting from 1 to 10 and recognizing quantities Encourage your child to make observations and connections with his or her own environment, finding objects or parts of objects that can be represented by dots. In your native language and/or in English teach your child new words to identify the words that correspond to everyday objects. Encourage your child’s creativity by having him or her make illustrations that include dots representing parts of the objects. For example, draw a table with his/her favorite food –make dots for pancakes, tortillas and beans; pizza toppings; draw a car and color dots, and so much more! <div style="text-align: center;">    </div>	<p style="text-align: center;">English Version</p> <p>http://www.goodreads.com/book/show/289881.Ten Black Dots</p> <div style="text-align: center;">  </div> <p>http://www.abebooks.com/9780061771385/Ten-Black-Dots-Spanish-edition-</p> <div style="text-align: center;">  </div> <p>https://www.youtube.com/watch?v=h3ePDTStHq0</p>

Examples of Books for Grades PreK-3 (cont.)

Book Information	Overview	Suggested activities to do with your child (By Susana Davidenko)	Book Cover Youtube read aloud when possible
<p>The Greedy Triangle, written by Marilyn Burns and illustrated by Gordon Silveria</p> <p>Publisher: Scholastic, Inc. 1994</p> <p>Math Ideas For Levels 1st – 4th</p> <ul style="list-style-type: none"> • Shapes, polygons • Geometry in everyday life • How one feels about himself or herself • Combining shapes 	<p>Bored and dissatisfied with his life, a triangle visits a local <i>shape shifter</i> to change his shape. The <i>shape shifter</i> adds another side and another angle to the triangle and ... Poof! He becomes a quadrilateral.</p> <p>But then he gets bored and <i>greedy</i> being any of the shapes and keeps adding sides and angles until he's completely transformed: He is almost a circle and falls all the time!</p> <p>And then ... He decides to go back to his original shape: a triangle.</p>  	<ul style="list-style-type: none"> • Your child will enjoy this colorful story about shapes and polygons and begin to see shapes around his or her environment. • Cut out polygons like those in the chart. Have your child count the sides of each shape and sort the shapes by the number of sides (3, 4, .. 8). • Read the book stopping to explain the new words when needed. • Have your child point at the objects named in the book for each type of polygon. • After finishing the book, talk with your child about why he or she thought the triangle was never happy with the way he was. • Play “shape hunt”: have your child look around the house to find shapes. Shapes can be found in food too! • Encourage your child to make illustrations using shapes. Make shapes with twigs. 	<p>English Version</p>  <p>http://www.amazon.com/The-Greedy-Triangle-Scholastic-Bookshelf/dp/0545042208</p>    <p>*****</p> <p>https://www.youtube.com/watch?v=kPuI4XyyZUE</p>

Examples of Books for Grades PreK-3 (cont.)

Book Information	Overview	Suggested activities to do with your child (By Susana Davidenko)	Book Cover Youtube read aloud when possible
<p>Full House: An Invitation to Fractions, written by Dayle Ann Dodds and illustrated by Abby Carter</p> <p>Publisher: Candlewich, 2009</p> <p>http://www.amazon.com/Full-House-An-Invitation-Fractions/dp/0763641308</p> <p>Math Ideas For Levels 3th and up</p> <ul style="list-style-type: none"> • Fractions as parts of a whole, area model • Fractions as part of a set 	<p>Miss Bloom runs the Strawberry Inn, and she absolutely loves visitors. Throughout the day, she welcomes a cast of hilarious characters until all the rooms are taken. But in the night, the guests eat her cake -- one delicious cake divided by five hungry guests and one hospitable hostess equals a perfect midnight snack at the Strawberry Inn. A fun and simple way to introduce fractions to children. Shows the everyday uses of mathematical concepts. Age Range: 6-9 years</p>	<p>This is a fun story that children will enjoy while they think about sharing a variety of things in six parts: 5 guests and the owner of the house.</p> <p>Fractions are made comparing the number of occupied rooms to the entire number of rooms but also about equal slices of a cake with the cake as a whole.</p> <p>Read the book to your child and explain the vocabulary when it appears challenging. Use materials to represent objects, use diagrams to represent the house and how it is divided in different rooms and a use a paper circle to represent the cake that will be shared among guests and owner.</p> <div style="display: flex; align-items: center; margin-top: 20px;"> <div style="margin-right: 20px;">  </div> <div> <p>3 of the 6 rooms of the house are occupied (light blue). 3/6 or 1/2 of the house is occupied</p> </div> </div> <div style="display: flex; align-items: center; margin-top: 20px;"> <div style="margin-right: 20px;">  </div> <div> <p>1 slice of the six slices of cake 1 out of 6 1/6</p> </div> </div>	<p>English Version</p> <div style="text-align: center;">  </div> <p>http://www.amazon.com/Full-House-An-Invitation-Fractions/dp/0763641308</p> <p style="text-align: center; color: red; font-weight: bold;">*****</p> <p>https://www.youtube.com/watch?v=FwJQ3u-5vWU&feature=youtu.be</p>